



S.r.l.

Via Brignano, 41-  
24047 TREVIGLIO -BG- I

LICENZIATARIO ESCLUSIVO PER L'ITALIA



# TECHNICAL SPECIFICATIONS

REVISION

0

DATE

19/05/2020

PAGES

Page 1 of 6

**SUBJECT:**  
**RHCONTROL180°**  
**RHCONTROL360°**  
**Wall-mounted**  
**humidification and**  
**disinfection system**

**RHCONTROL180°**  
**RHCONTROL360°**

**REPLACES: 0**



## REFERENCE STANDARDS:

-----  
**ATTENTION: THE PRINTED COPY IS NOT SUBJECT TO VERIFICATION**  
-----

**QUALITY DOCUMENT**  
**CONTROLLED DISTRIBUTION - VALID FOR EXECUTION**  
**Reserved property. Reproduction and diffusion are prohibited by law**  
-----

### REVISION

Index	Date	Description
<b>REV.0</b>	<b>19/05/2020</b>	<b>FIRST EMISSION</b>

 Via Brignano, 41- 24047 TREVIGLIO -BG- I  LICENZIATARIO ESCLUSIVO PER L'ITALIA  by eurospray spray and filter technology	<b>TECHNICAL  SPECIFICATIONS</b>	<b>REVISION</b> <b>0</b>	
<b>RHCONTROL180°  RHCONTROL360°</b>	<b>SUBJECT:  RHCONTROL180°  RHCONTROL360°  Wall-mounted  humidification and  disinfection system</b>	<b>DATE</b> <b>19/05/2020</b>	<b>PAGES</b> <b>Page 2 of 6</b>
		<b>REPLACES: 0</b>	

## RHCONTROL180 AND RHCONTROL360 MODELS

They are electronic air humidification systems, wall or ceiling-mounted with "Dry Fog" dry mist technology. They can quickly increase the air humidity level or disinfect without wetting the production or office environments. The appropriate disinfectant, in the correct percentage, must be placed on a water tank.

In models, RHCONTROL180° and RHCONTROL360°, the liquid tank and the compressed air, must be supplied by the customer.



RHCONTROL CONTROL UNIT



S.r.L.

Via Brignano, 41-  
24047 TREVIGLIO -BG- I

LICENZIATARIO ESCLUSIVO PER L'ITALIA



# TECHNICAL SPECIFICATIONS

REVISION

0

DATE

19/05/2020

PAGES

Page 3 of 6

**SUBJECT:**  
**RHCONTROL180°**  
**RHCONTROL360°**  
**Wall-mounted**  
**humidification and**  
**disinfection system**

**RHCONTROL180°**  
**RHCONTROL360°**

**REPLACES: 0**



**RHCONTROL180° SPRAY SYSTEM (WALL-MOUNTED SYSTEM)**



S.r.L.

Via Brignano, 41-  
24047 TREVIGLIO -BG- I

LICENZIATARIO ESCLUSIVO PER L'ITALIA



# TECHNICAL SPECIFICATIONS

REVISION

0

DATE

19/05/2020


PAGES

Page 4 of 6




**SUBJECT:**  
**RHCONTROL180°**  
**RHCONTROL360°**  
**Wall-mounted**  
**humidification and**  
**disinfection system**

**RHCONTROL180°**  
**RHCONTROL360°**

**REPLACES: 0**



**RHCONTROL360° SPRAY SYSTEM (CEILING-MOUNTED SYSTEM)**

  <p>S.r.L. Via Brignano, 41- 24047 TREVIGLIO -BG- I</p> <p>LICenziatario ESCLUSIVO PER L'ITALIA</p>  <p>by eurospray spray and filter technology</p>	<b>TECHNICAL SPECIFICATIONS</b>	<b>REVISION</b>  <b>0</b>	
<b>RHCONTROL180° RHCONTROL360°</b>	<b>SUBJECT: RHCONTROL180° RHCONTROL360° Wall-mounted humidification and disinfection system</b>	<b>DATE</b>  <b>19/05/2020</b>	<b>PAGES</b>  <b>Page 5 of 6</b>
		<b>REPLACES: 0</b>	

## DESCRIPTION

**RHCONTROL180°** (wall-mounted system) is composed of: driver board for stepper motor with anti-lime treatment, stepper motor, flat sensor, a container with connections, a magnet for a sensor, solenoid valve, air exhaust filter, bracket, air/water regulator group, 8 mt driver cable with connector plug, 1 gun according to the application. On request, it is possible to request the "HYGROST" humidity sensor to interface with the control unit.

HRT-V1.0 control unit model controls a maximum of 1 driver (per 1 system RHCONTROL180) and a solenoid valve for water control.

Is it possible to mount the control unit for control 6 drivers (6 RHCONTROL180 systems). The control unit commands the guns as well, permitting to set different spray direction and degrees.

**RHCONTROL360°** (ceiling-mounted system) is composed of: driver board for stepper motor with anti-lime treatment, stepper motor, flat sensor, a container with connections, a magnet for a sensor, solenoid valve, air exhaust filter, bracket, air/water regulator group, 8 mt driver cable with connector plug, 2 guns according to the application. On request, it is possible to request the "HYGROST" humidity sensor to interface with the control unit.

HRT-V1.0 control unit controls a maximum of 1 driver (1system RHCONTROL360) and a solenoid valve for water control.

Optionally it is possible to mount the HRP-V1.0 unit control to the control a max. of 6 drivers (6 RHCONTROL360 systems). The control unit commands the guns as well, permitting to set different spray direction and degrees.

There is also a version of the control unit mod. HRT-V1.0 and mod. HRP-V1.0 without the movement of the gun.



S.r.L.

Via Brignano, 41-  
24047 TREVIGLIO -BG- I

LICenziATARIO ESCLUSIVO PER L'ITALIA



## TECHNICAL SPECIFICATIONS

REVISION

0

DATE

19/05/2020

PAGES

Page 6 of 6

**SUBJECT:**  
**RHCONTROL180°**  
**RHCONTROL360°**  
**Wall-mounted**  
**humidification and**  
**disinfection system**

**RHCONTROL180°**  
**RHCONTROL360°**

**REPLACES: 0**

TECHNICAL DATA	RHCONTROL180°	RHCONTROL360°
Power supply	220V 50HZ- 110V 60HZ	220V 50HZ- 110V 60HZ
Minimum liquid consumption at 0,2 bar pressure	+/- 4 lt/h	+/- 8 lt/h
Maximum liquid consumption at 0,7 bar pressure	+/- 8,3 lt/h	+/- 16,6 lt/h
Compressed air consumption at 1 bar	45 lt/m	90 lt/m
Compressed air consumption at 2,5 bar	80 lt/m	160 lt/m
Assembly	Wall-mounted	Ceiling-mounted
<b>MEASURES AND WEIGHTS</b>		
Machine dimensions (L*H*W)	350-280-200	500-350-250
Weight (kg)	4	12
Spray system control unit	Included	Included
Multiple spray systems control unit	Optional	Optional